

# Damage Resistant Mental Health Mattress

Fire Retardant, Tamper Resistant, Durable



The Static Care Mental Health Support Surface is the superior choice for high performance mental health ward applications. Tried and trusted in facilities nation-wide, outstanding durability, a high standard and consistency of care and excellent value.


### APPLICATIONS

- ✓ Mental Health Wards
- ✓ Home Care




#### 4-WAY ROTATIONAL TRIPLE LAYERED CORE

- ✓ 4-way rotational core
- ✓ Fire retardant - meets BS5852 source 5 specification
- ✓ Premium grade, high performance foams
- ✓ Profiles & conforms well to Acute Care and Mental Health Beds
- ✓ Foam treated with anti-microbial agent to improve micro-climate and hygiene conditions within the cover




#### SOFT PATIENT INTERFACE LAYER

- ✓ Enhances patient comfort to deliver superior rest
- ✓ Premium Grade Foam



#### PREMIUM POSTURAL SUPPORT CENTRE

- ✓ Open cell high quality foam
- ✓ Provides exceptional comfort and postural support for repositioning and patient care
- ✓ Provides exceptional conformity and profiling to medical bed surfaces



CODE	SIZE (MM)
Single	1980x880x150
King Single	1980x1050x150
Double	1980x1350x150
EFFECTIVE WEIGHT CAPACITY*	150KG

STANDARD COVER TYPE: FULL 4-WAY STRETCH PRESSURE CARE COVER, FULL ENCLOSED

